

25 Lamps>MR16 GU10 SMD LED


7306LG/C/38



MR16 SMD LED GU10 5,5W 100-240V AC lamp.

Suitable for residential and commercial applications.

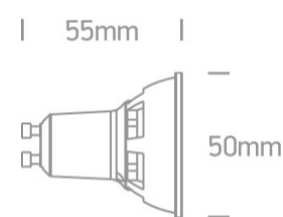
Complies with standard EN62560 and any other specific standards.



Downloads



Dimensions



Physical Specification


|            |                   |
|------------|-------------------|
| Item Group | 25 Lamps          |
| Family     | MR16 GU10 SMD LED |
| Order Code | 7306LG/C/38       |
| Shape      | Circular          |
| Height     | 55mm              |
| Diameter   | 50mm              |

Electrical Characteristics

|            |               |
|------------|---------------|
| Gear       | No            |
| Lamp       |               |
| Input Type | Mains Voltage |

|               |          |
|---------------|----------|
| Input Voltage | 100-240V |
| 50 Hz         | Yes      |
| 60 Hz         | Yes      |
| Power(Watts)  | 5,5W     |
| IP Rating     | IP20     |
| Lamp Type     | LED      |
| Lamp Holder   | GU10     |
| LED Brand     | Nichia   |
| Dimmable      | No       |

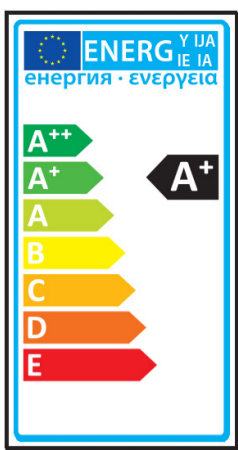
### Illumination Data

|                      |   |
|----------------------|---|
| Colour Temperature   | 4000K   |
| Lumen Output         | 360lm   |
| Light Efficiency     | 65,45lm/W   |
| CRI                  | 80  |
| Beam Angle           | 38°   |
| Illumination Diagram |  |

### Packing Info

|            |               |
|------------|---------------|
| Box Length | 5cm           |
| Box Width  | 5cm           |
| Box Height | 6cm           |
| Box Weight | 0,05Kg        |
| Pcs/Carton | 100           |
| Barcode    | 5291889039501 |
| HS Code    | 8539500000    |

### Energy Label



Energy Consumption

5,50kWh/1000h

Certification & Warranty

Warranty

2 Years

Switching Cycles

100000

Weee Directive

Yes

switch to  
**one light!**

one  
LIGHT

