

19 Wall Recessed & Inground>The GU10 Inground Adjustable Range

**69046G**

Stainless steel 316



10W Inground adjustable MR16 fitting with GU10 lampholder, IP67.

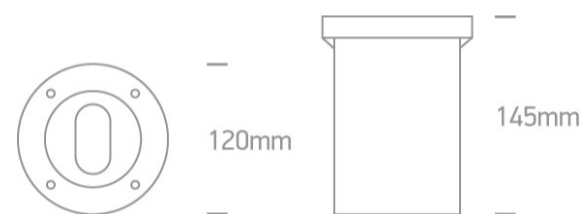
Complies with standard EN60598-1 and any other specific standards.



Downloads



Dimensions



Gallery



Physical Specification



Item Group	19 Wall Recessed & Inground
Family	The GU10 Inground Adjustable Range Stainless steel 316
Order Code	69046G
Colour	Stainless Steel
Material	Stainless Steel 316
Shape	Circular
Height	145mm

Diameter	120mm
Cutout Hole Diameter	115mm
Inground	Yes
Depth Required	160mm+300mm drainage
Indoor	Yes
Outdoor	Yes
Adjustable	1 Direction

### Electrical Characteristics

Gear	No
------	----

### Fitting + Driver

Input Voltage	100-240V
50 Hz	Yes
60 Hz	Yes
Safety Class	
Power(Watts)	10W
IP Rating	IP67
Light Source	Replaceable lamp
Lamp Holder	GU10
Number of Lamps	1
Dimmable	N/A
F Mark	

### Illumination Data

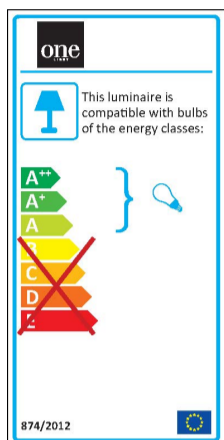
Illumination Diagram	
----------------------	---

### Packing Info

Box Length	20cm
Box Width	13,5cm

Box Height	13,5cm
Box Weight	1Kg
Pcs/Carton	12
Barcode	5291889053330
HS Code	9405409900

## Energy Label



## Certification & Warranty

Warranty	2 Years
Weee Directive	Yes

switch to  
**one light!**

**one**  
LIGHT

