

19 Wall Recessed & Inground>The COB Inground Range 2-6W

69012/W



3W COB LED inground, IP67, stainless steel 316, for path illumination.

Supplied with non-dimmable LED driver.

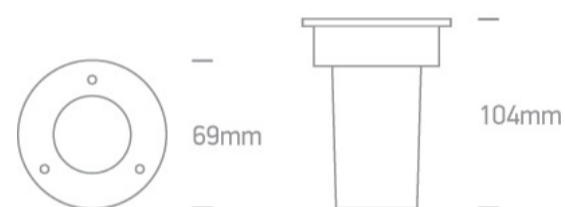
Complies with standard EN60598-1 and any other specific standards.



## Downloads



## Dimensions



## Gallery






## Physical Specification

Item Group	19 Wall Recessed & Inground
Family	The COB Inground Range 2-6W
Order Code	69012/W
Colour	Stainless Steel
Material	Stainless Steel 316
Diffuser Material	Glass
Shape	Circular

Height	104mm
Diameter	69mm
Cutout Hole Diameter	65mm
Inground	Yes
Depth Required	120mm+300mm drainage
Indoor	Yes
Outdoor	Yes
Adjustable	No
IK Rating	8


### Electrical Characteristics

Gear	Built In
Fitting + Driver	
Input Voltage	100-240V
50 Hz	Yes
60 Hz	Yes
Safety Class	
Power(Watts)	3W
IP Rating	IP67
Light Source	LED built in
Dimmable	No
Cable Length	200cm
F Mark	


Fitting	
Input Type	Constant Current
Input Current	350mA
Voltage	8V
Safety Class	
Power(Watts)	2,8W

IP Rating	IP67
Light Source	LED built in
LED Type	COB
LED Brand	Cree

## Gear

Gear Type	Led Driver
Input Voltage	100-240V
50 Hz	Yes
60 Hz	Yes
Power(Watts)	1-3,5W
Power Factor	0,9
Constant Current	Yes
350mA	3-10V
IP Rating	IP20
Safety Class	
Dimmable	No
Ambient Temp	-20~+55°C
Operating Temp	80°C
Housing Material	Plastic
Output Terminal	Connector
Brand	Eaglerise
Protection	Short Circuit

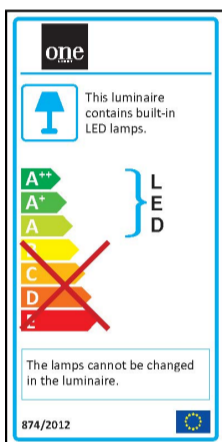
## Illumination Data

Colour Temperature	3000K
Lumen Output	240lm
Light Efficiency	80lm/W
CRI	80
Beam Angle	35°
Illumination Diagram	

## Packing Info

Box Length	13cm
Box Width	7,5cm
Box Height	13cm
Box Weight	0,5Kg
Pcs/Carton	20
Barcode	5291889030157
HS Code	9405409900

## Energy Label



## Certification & Warranty

Warranty	2 Years
Average Lifetime	50000hrs
Weee Directive	Yes

switch to  
**one light!**

one  
LIGHT

