

19 Wall Recessed & Inground > Outdoor Dark Light Wall Recessed Die cast

**68068A/W/W**



4W LED wall recessed light, IP65, ideal for both indoor and outdoor installation.

Complete 350mA driver.

Supplied with box for concrete installation

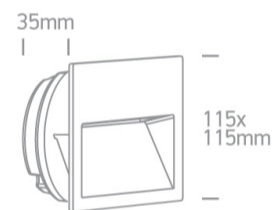
Complies with standard EN60598-1 and any other specific standards.



Downloads



Dimensions






Physical Specification

Item Group	19 Wall Recessed & Inground
Family	Outdoor Dark Light Wall Recessed Die cast
Order Code	68068A/W/W
Colour	White
Material	Die Cast
Shape	Rectangular
Length	115mm
Width	115mm
Height	35mm
Cutout Hole Width	110mm
Cutout Hole Length	110mm
Recessed wall	Yes

Depth Required	60mm
Indoor	Yes
Outdoor	Yes
Adjustable	No

## Electrical Characteristics

Gear	Built In
Fitting + Driver	
Input Voltage	100-240V
50 Hz	Yes
60 Hz	Yes
Safety Class	
Power(Watts)	4W
IP Rating	IP65
Light Source	LED built in
Dimmable	No
F Mark	

Fitting	
Input Type	Constant Current
Input Current	350mA
Voltage	9V
Safety Class	
Power(Watts)	3,15W
IP Rating	IP65
Light Source	LED built in
LED Type	SMD 2835
LED Brand	Osram
LED Number	6

F Mark



## Gear

Gear Type

Led Driver

Input Voltage

100-240V

50 Hz

Yes

60 Hz

Yes

Power(Watts)

1-4W

Power Factor

0,5

Constant Current

Yes

350mA

3-10V

IP Rating

IP20

Safety Class



Brand

Galoppato

Protection

0

## Illumination Data

Colour Temperature

3000K

Lumen Output

300lm

Light Efficiency

100lm/W

CRI

80

Illumination Diagram



Dark Light

Yes

## Packing Info

Box Length

13cm

Box Width

7,5cm

Box Height

13cm

Box Weight

0,4Kg

Pcs/Carton

24

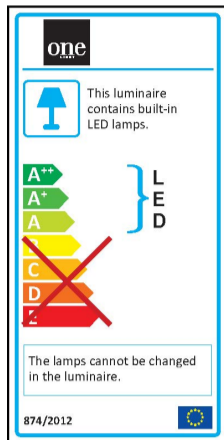
Barcode

5291889049555

HS Code

9405409900

## Energy Label



## Certification & Warranty

Warranty

2 Years

Weee Directive

Yes

switch to  
**one light!**

one  
LIGHT

