

19 Wall Recessed & Inground>Outdoor Dark Light Wall Recessed Die cast

68068/AN/W



3W LED wall recessed light, IP65, ideal for both indoor and outdoor installation.

Complete 350mA driver.

Supplied with box for concrete installation

Complies with standard EN60598-1 and any other specific standards.



Downloads



Dimensions



Physical Specification

Item Group	19 Wall Recessed & Inground
Family	Outdoor Dark Light Wall Recessed Die cast
Order Code	68068/AN/W
Colour	Anthracite
Material	Die Cast
Shape	Circular
Height	35mm
Diameter	114mm
Cutout Hole Diameter	110mm Concrete 100mm Gypsum
Recessed wall	Yes
Depth Required	60mm
Indoor	Yes

Outdoor Yes

Adjustable No

Electrical Characteristics

Gear

Built In

Fitting + Driver

Input Voltage 100-240V

50 Hz Yes

60 Hz Yes

Safety Class 

Power(Watts) 3W

IP Rating IP65

Light Source LED built in

Dimmable No

F Mark 

Fitting

Input Type Constant Current

Input Current 350mA

Voltage 8V

Safety Class 

Power(Watts) 2,8W

IP Rating IP65

Light Source LED built in


LED Type SMD 2835

LED Brand Osram


LED Number 6

F Mark 

Gear

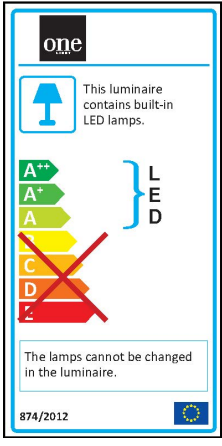
Gear Type	Led Driver
Input Voltage	100-240V
50 Hz	Yes
60 Hz	Yes
Power(Watts)	1-4W
Power Factor	0,5
Constant Current	Yes
350mA	3-10V
IP Rating	IP20
Safety Class	
Brand	Galoppato
Protection	0

Illumination Data

Colour Temperature	3000K
Lumen Output	300lm
Light Efficiency	100lm/W
CRI	80
Illumination Diagram	
Dark Light	Yes

Packing Info

Box Length	13cm
Box Width	7,5cm
Box Height	13cm
Box Weight	0,4Kg
Pcs/Carton	24
Barcode	5291889049517
HS Code	9405409900



Certification & Warranty

Warranty

2 Years

Weee Directive

Yes

switch to
one light!

