

19 Wall Recessed & Inground > Outdoor Wall Recessed Die Cast

68050/AN/W



6x1W LED wall recessed light, IP65, ideal for both indoor and outdoor installation.

Complete 350mA driver.

Supplied with box for concrete installation

Complies with standard EN60598-1 and any other specific standards.



Downloads



Dimensions







Physical Specification

Item Group	19 Wall Recessed & Inground
Family	Outdoor Wall Recessed Die Cast
Order Code	68050/AN/W
Colour	Anthracite
Material	Die Cast
Shape	Rectangular
Length	235mm
Width	105mm
Height	80mm
Cutout Hole Width	220mm
Cutout Hole Length	90mm
Recessed wall	Yes


Depth Required	100mm
Indoor	Yes
Outdoor	Yes
Adjustable	No

Electrical Characteristics


Gear	Built In
Fitting + Driver	
Input Voltage	100-240V
50 Hz	Yes
60 Hz	Yes
Safety Class	
Power(Watts)	6x1W
IP Rating	IP65
Light Source	LED built in
Dimmable	No
F Mark	

Fitting	
Input Type	Constant Current
Input Current	350mA
Voltage	15V
Safety Class	
Power(Watts)	5,25W
IP Rating	IP65
Light Source	LED built in
LED Brand	Edison
F Mark	

Gear

Gear Type	Led Driver
Input Voltage	100-240V
50 Hz	Yes
60 Hz	Yes
Power(Watts)	1-6W
Power Factor	0,5
Constant Current	Yes
350mA	3-18V
IP Rating	IP20
Safety Class	
Manufacturer	Eaglerise

Illumination Data

Colour Temperature	3000K
Lumen Output	420lm
Light Efficiency	70lm/W
Illumination Diagram	

Packing Info

Box Length	11cm
Box Width	9cm
Box Height	24,5cm
Box Weight	1,1Kg
Pcs/Carton	8
Barcode	5291889043720
HS Code	9405409900

Energy Label



Certification & Warranty

Warranty

2 Years

Weee Directive

Yes

switch to
one light!

one
LIGHT

