

19 Wall Recessed & Inground > Outdoor Wall Recessed Die Cast

68046/W/W



2x1W LED wall recessed light, IP65, ideal for both indoor and outdoor installation.

Complete 350mA driver.

Supplied with box for concrete installation

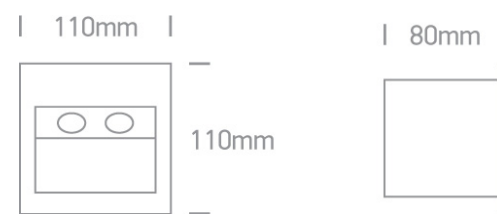
Complies with standard EN60598-1 and any other specific standards.



Downloads



Dimensions



Gallery



Physical Specification

Item Group

19 Wall Recessed & Inground

Family

Outdoor Wall Recessed Die Cast

Order Code

68046/W/W

Colour

White

Material

Die Cast

Shape



Rectangular


Length



110mm

Width	110mm
Height	80mm
Cutout Hole Width	100mm
Cutout Hole Length	100mm
Recessed wall	Yes
Depth Required	100mm
Indoor	Yes
Outdoor	Yes


Electrical Characteristics

Gear	Built In
Fitting + Driver	
Input Voltage	100-240V
50 Hz	Yes
60 Hz	Yes
Safety Class	
Power(Watts)	2x1W
IP Rating	IP65
Light Source	LED built in
Dimmable	No
F Mark	

Fitting	
Input Type	Constant Current
Input Current	350mA
Voltage	5V
Safety Class	
Power(Watts)	1,75W
IP Rating	IP65
Light Source	LED built in

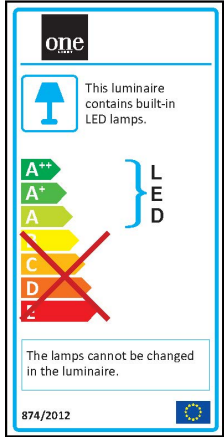
LED Brand	Edison
F Mark	
Gear	
Gear Type	Led Driver
Input Voltage	100-240V
50 Hz	Yes
60 Hz	Yes
Power(Watts)	1-4W
Power Factor	0,5
Constant Current	Yes
350mA	3-12V
IP Rating	IP20
Safety Class	
Manufacturer	Eaglerise

Illumination Data

Colour Temperature	3000K
Lumen Output	140lm
Light Efficiency	70lm/W
Illumination Diagram	

Packing Info

Box Length	11,5cm
Box Width	9cm
Box Height	11,5cm
Box Weight	0,5Kg
Pcs/Carton	20
Barcode	5291889042402
HS Code	9405409900



Certification & Warranty

Warranty

2 Years

Weee Directive

Yes

switch to
one light!

