

19 Wall Recessed & Inground > Indoor Dark Light Wall Recessed

68008/G/W



1W, Wall recessed LED light, ideal for step and corridor illumination.

Requires 350mA driver.

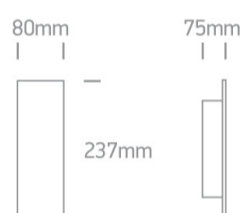
Complies with standard EN60598-1 and any other specific standards.



Downloads



Dimensions



Must be ordered separately



89004

Physical Specification

Item Group

19 Wall Recessed & Inground

Family

Indoor Dark Light Wall Recessed

Order Code

68008/G/W

Colour

Grey

Material

Die Cast



Shape

Rectangular


Length	80mm
Width	237mm
Height	38mm
Cutout Hole Width	65mm
Cutout Hole Length	212mm
Recessed wall	Yes
Depth Required	90mm
Indoor	Yes
Adjustable	No

Electrical Characteristics

Fitting

Input Type	Constant Current
Input Current	350mA
Voltage	3V
Safety Class	
Power(Watts)	1W
IP Rating	IP20
Light Source	LED built in
LED Brand	Edison
Cable Length	50cm
F Mark	

Illumination Data

Colour Temperature	3000K
Illumination Diagram	
Dark Light	Yes

Packing Info

Pcs/Carton

20

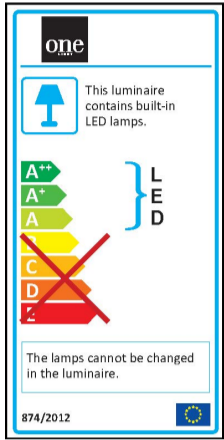
Barcode

5291889008644

HS Code

9405409900

Energy Label



Certification & Warranty

Warranty

2 Years

Weee Directive

Yes

switch to
one light!

one
LIGHT

