




13 Wall & Ceiling LED>The Backlight Wall Range Aluminium

67466A/B/W



6W LED wall surface light IP20.

Complete 300mA driver.

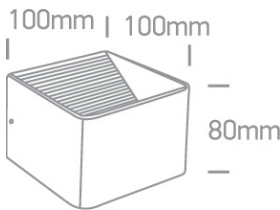
Complies with standard EN60598-1 and any other specific standards.



Downloads







Dimensions




Physical Specification

Item Group	13 Wall & Ceiling LED
Family	The Backlight Wall Range Aluminium
Order Code	67466A/B/W
Colour	Black
Material	Aluminium
Shape	Rectangular
Length	100mm
Width	100mm
Height	80mm
Surface Wall	Yes
Indoor	Yes
Adjustable	No


Gear	Built In
Fitting + Driver	
Input Voltage	220-240V
50 Hz	Yes
60 Hz	Yes
Safety Class	
Power(Watts)	6W
IP Rating	IP20
Light Source	LED built in
Dimmable	No
F Mark	

Fitting	
Input Type	Constant Current
Input Current	300mA
Voltage	18V
Safety Class	
Power(Watts)	5,4W
IP Rating	IP65
Light Source	LED built in
LED Type	SMD 2835
LED Brand	Edison
F Mark	

Gear	
Gear Type	Led Driver
Input Voltage	220-240V
50 Hz	Yes
60 Hz	Yes

Power(Watts)	3,6-6W
Power Factor	0,5
Constant Current	Yes
300mA	12-20V
IP Rating	IP20
Safety Class	
Housing Material	Plastic
Brand	Eaglerise
Protection	0

Illumination Data

Colour Temperature	3000K
Lumen Output	400lm
Light Efficiency	66,67lm/W
CRI	80
Illumination Diagram	

Packing Info

Box Weight	0.541kg
Pcs/Carton	12
Barcode	5291889062813
HS Code	9405413990

Certification & Warranty

switch to
one light!

