



150W SMD LED Linear Industrial High Bay.

Complete with non-dimmable driver.

Complies with standard EN60598-1 and any other specific standards.



Downloads



Dimensions





Physical Specification

Item Group	20 Industrial & Floodlights
Family	Linear High Bay
Order Code	63150L/C
Colour	Black
Material	Aluminium
Shape	Rectangular
Length	670mm
Width	80mm
Height	95mm
Surface Ceiling	Yes
Surface Wall	Yes
Indoor	Yes


Outdoor
Adjustable
IK Rating

Yes
1 Direction
6

Electrical Characteristics

Gear	Built In
Fitting + Driver	
Input Voltage	120-240V
50 Hz	Yes
60 Hz	Yes
Safety Class	
Power(Watts)	150W
IP Rating	IP65
Light Source	LED built in
Dimmable	No
Cable Length	100cm
F Mark	

Fitting	
Input Type	Constant Current
Light Source	LED built in
LED Type	SMD

Gear	
Gear Type	Led Driver
Input Voltage	120-240V
Safety Class	

Illumination Data

Colour Temperature	
Lumen Output	
Light Efficiency	
CRI	
Beam Angle	
Illumination Diagram	

4000K

15000lm

100lm/W

80

120°



Packing Info

Certification & Warranty

Warranty

3 Years

switch to  
one light!

