

18 Decorative>The Cloud Pendant Series

63110D/W



108W LED Cloud Pendant , IP20 suitable for residential and commercial application .

Complete with 1300mA drivers.

Complies with standard EN60598-1 and any other specific standards.



Downloads



Dimensions



Physical Specification

Item Group	18 Decorative
Family	The Cloud Pendant Series
Order Code	63110D/W
Colour	White
Material	Metal
Diffuser Material	PC
Shape	Circular
Height	1500mm
Diameter	910mm
Suspended Ceiling	Yes
Indoor	Yes
Adjustable	No

Gear

Built In

Fitting + Driver

Input Voltage

220-240V

50 Hz

Yes

60 Hz

Yes

Safety Class



Power(Watts)

108W

IP Rating

IP20

Light Source

LED built in

Dimmable

No

F Mark



Fitting

Input Type

Constant Current

Input Current

1300mA

Voltage

2x40V

Power(Watts)

2x52W

IP Rating

IP20

Light Source

LED built in

LED Type

SMD 2835

LED Brand

Sanan

F Mark



Gear

Gear Type

Led Driver

Input Voltage

220-240V

50 Hz


Yes

60 Hz


Yes

Power(Watts)

35-55W

Power Factor	0,9
Constant Current	Yes
1300mA	27-42V
IP Rating	IP20
Safety Class	
Dimmable	No
Housing Material	Plastic
Output Terminal	Cable
Brand	Lifud

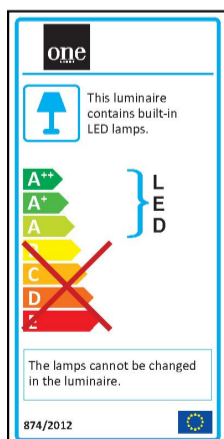
Illumination Data

Colour Temperature	3000K
Lumen Output	8700lm
Light Efficiency	80,55lm/W
CRI	80
Illumination Diagram	

Packing Info

Pcs/Carton	1
Barcode	5291889062882
HS Code	9405409900

Energy Label



Warranty

3 Years

Weee Directive

Yes

switch to
one light!

one
LIGHT

