

15 Pendants > E27 Pendant Tubes

63108B/W/W



6W COB LED Cylinder pendant .

Complete with 700mA driver.

Complies with standard EN60598-1 and any other specific standards.



Downloads



Dimensions



Gallery





Physical Specification

Item Group	15 Pendants
Family	E27 Pendant Tubes
Order Code	63108B/W/W
Colour	White
Material	Aluminium
Shape	Circular
Height	800mm


Diameter	26mm
Surface Ceiling	Yes
Indoor	Yes
Adjustable	No

Electrical Characteristics


Gear	Built In
Fitting + Driver	
Input Voltage	220-240V
50 Hz	Yes
60 Hz	Yes
Safety Class	
Power(Watts)	6W
IP Rating	IP20
Light Source	LED built in
Dimmable	No
Cable Length	120cm
F Mark	

Fitting	
Input Type	Constant Current
Input Current	700mA
Voltage	8,5V
Power(Watts)	5,9W
IP Rating	IP20
Light Source	LED built in
LED Type	COB
LED Brand	Philips
LED Number	1

Gear

Gear Type	Led Driver
Input Voltage	220-240V
50 Hz	Yes
60 Hz	Yes
Power(Watts)	1,9-6,7W
Power Factor	0,5
Constant Current	Yes
700mA	2,7-9,6V
IP Rating	IP20
Safety Class	
Dimmable	No

Illumination Data

Colour Temperature	3000K
Lumen Output	420lm
Light Efficiency	70lm/W
CRI	80
Beam Angle	30°
Illumination Diagram	

Packing Info

Box Weight	0.991kg
Pcs/Carton	12
Barcode	5291889074175
HS Code	9405413990

Certification & Warranty

switch to
one light!

one
LIGHT

