

16 Decorative>LED Pendant Rings

62142NB/W/W



42W LED Pendant , IP20 suitable for residential and commercial application .

Complete with 1000mA driver.

Complies with standard EN60598-1 and any other specific standards.



Downloads






Dimensions




Physical Specification

Item Group	16 Decorative
Family	LED Pendant Rings
Order Code	62142NB/W/W
Colour	White
Material	Aluminium
Shape	Circular
Height	108mm
Diameter	600mm
Suspended Ceiling	Yes
Indoor	Yes
Adjustable	No


Gear		Built In	
Fitting + Driver			
Input Voltage		220-240V	
50 Hz		Yes	
60 Hz		Yes	
Safety Class			
Power(Watts)		42W	
IP Rating		IP20	
Light Source		LED built in	
Dimmable		No	
F Mark			

Fitting			
Input Type		Constant Current	
Input Current		1000mA	
Voltage		40V	
Power(Watts)		48W	
IP Rating		IP20	
Light Source		LED built in	
LED Type		SMD 2835	
LED Brand		Epistar	
F Mark			

Gear			
Gear Type		Led Driver	
Input Voltage		220-240V	
50 Hz		Yes	
60 Hz		Yes	
Power(Watts)		27-42W	

Power Factor	0,9
Constant Current	Yes
1000mA	27-42V
IP Rating	IP20
Safety Class	
Dimmable	No
Housing Material	Plastic
Output Terminal	Cable
Brand	Lifud

Illumination Data

Colour Temperature	3000K
Lumen Output	3570lm
Light Efficiency	60lm/W
CRI	80
Illumination Diagram	

Packing Info

Box Length	65cm
Box Width	65cm
Box Height	16cm
Box Weight	3.900kg
Pcs/Carton	1
Carton Length	65cm
Carton Width	65cm
Carton Height	16cm
Carton Weight	3,8Kg
Barcode	5291889046844
HS Code	9405409900

Warranty

3 Years

Weee Directive

Yes

switch to
one light!

one
LIGHT

