


02 Recessed Spots Fixed LED>Dark Light Tubes

50906C/B/W



22W SMD LED recessed spot IP20.

Complete with 700mA driver.

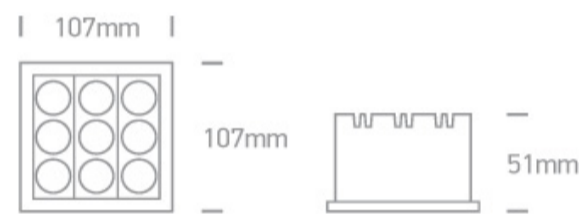
Complies with standard EN60598-1 and any other specific standards.




Downloads



Dimensions



Gallery






Physical Specification


Item Group	02 Recessed Spots Fixed LED
Family	Dark Light Tubes
Order Code	50906C/B/W
Colour	Black
Material	Die Cast
Shape	Rectangular
Length	107mm

Width	107mm
Height	51mm
Cutout Hole Width	96mm
Cutout Hole Length	96mm
Recessed Ceiling	Yes
Depth Required	70mm
Indoor	Yes
Adjustable	No


Electrical Characteristics

Gear	External-Included
Fitting + Driver	
Input Voltage	220-240V
50 Hz	Yes
60 Hz	Yes
Safety Class	
Power(Watts)	22W
IP Rating	IP20
Light Source	LED built in
Dimmable	No
F Mark	


Fitting	
Input Type	Constant Current
Input Current	700mA
Voltage	30V
Safety Class	
Power(Watts)	21W
IP Rating	IP20
Light Source	LED built in

LED Type	SMD 3535
LED Brand	Cree
LED Number	9
F Mark	

Gear

Gear Type	Led Driver
Input Voltage	220-240V
50 Hz	Yes
60 Hz	Yes
Power(Watts)	17,5-23,8W
Power Factor	0,92
Constant Current	Yes
700mA	25-34V
IP Rating	IP20
Safety Class	
Dimmable	No
Ambient Temp	45°C
Operating Temp	85°C
Housing Material	Plastic
Output Terminal	Cable
Brand	KEGU

Illumination Data

Colour Temperature	3000K
Lumen Output	1760lm
Light Efficiency	80lm/W
CRI	85
Beam Angle	25°
Illumination Diagram	
Dark Light	Yes

Packing Info

Pcs/Carton

18

Barcode

5291889067047

HS Code

9405409900

Certification & Warranty

Warranty

3 Years

Weee Directive

Yes

switch to
one light!

one
LIGHT

