



06 Downlights Fixed LED>The IP65 Recessed Panels

50140BW/W/C



60x60 backlit IP65 recessed LED panel for T-rail false ceilings. Can be recessed or suspended. Uniform lighting, ideal for commercial applications.

Complete with 950mA driver.


Complies with standard EN60598-1 and any other specific standards.



Downloads



Dimensions



Related items



050017





050108


Physical Specification


Item Group	06 Downlights Fixed LED
Family	The IP65 Recessed Panels
Order Code	50140BW/W/C
Colour	White
Material	Aluminium + Steel
Shape	Rectangular
Length	595mm

Width	595mm
Height	35mm
Recessed T-Ceiling	Yes
Depth Required	60mm
Indoor	Yes
Outdoor	Yes
Adjustable	No


Electrical Characteristics

Gear	External-Included
Fitting + Driver	
Input Voltage	220-240V
50 Hz	Yes
60 Hz	Yes
Safety Class	
Power(Watts)	40W
IP Rating	IP65
Light Source	LED built in
Dimmable	No
F Mark	

Fitting	
Input Type	Constant Current
Input Current	950mA
Voltage	35,2V
Safety Class	
Power(Watts)	33,44W
IP Rating	IP65
Light Source	LED built in
LED Type	SMD 2835

LED Brand	Sanan
Gear	
Gear Type	Led Driver
Input Voltage	220-240V
50 Hz	Yes
60 Hz	Yes
Power(Watts)	28,5-39,9W
Power Factor	0,9
Constant Current	Yes
950mA	30-42V
IP Rating	IP65
Safety Class	
Dimmable	No
Housing Material	Plastic
Output Terminal	Cable
Brand	Yingjiao
Protection	No-Load, Short Circuit

Illumination Data

Colour Temperature	4000K
Lumen Output	4000lm
Light Efficiency	100lm/W
CRI	80
Beam Angle	120°
Illumination Diagram	

Packing Info

Box Weight	2.166kg
Pcs/Carton	2

Barcode	5291889071754
HS Code	9405119090

Certification & Warranty

Warranty	3 years
Weee Directive	Yes

switch to
one light!

