



06 Downlights Fixed LED>The 40W Backlit Panel 600x600mm

50140BU/W/V



60x60 adjustable CCT recessed backlit LED panel with microprismatic diffuser for T-rail false ceilings.

Uniform lighting, ideal for commercial applications.

Complete with 1000mA driver.

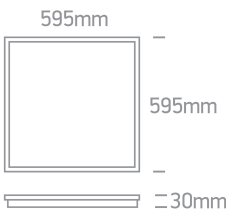
Complies with standard EN60598-1 and any other specific standards.



Downloads



Dimensions



Related items



050017



050108



Physical Specification


Item Group	06 Downlights Fixed LED
Family	The 40W Backlit Panel 600x600mm
Order Code	50140BU/W/V
Colour	White
Material	Aluminium + Steel
Shape	Rectangular
Length	595mm




Width	595mm
Height	30mm
Recessed T-Ceiling	Yes
Depth Required	60mm
Indoor	Yes
Adjustable	No


Electrical Characteristics

Gear	External-Included
Fitting + Driver	
Input Voltage	220-240V
50 Hz	Yes
60 Hz	Yes
Safety Class	
Power(Watts)	40W
IP Rating	IP20
Light Source	LED built in
Dimmable	No
F Mark	

Fitting	
Input Type	Constant Current
Input Current	1000mA
Voltage	38V
Safety Class	
Power(Watts)	38W
IP Rating	IP20
Light Source	LED built in
LED Type	SMD 2835

LED Brand	Sanan
Gear	
Gear Type	Led Driver
Input Voltage	220-240V
50 Hz	Yes
60 Hz	Yes
Power(Watts)	33-40W
Power Factor	0,9
Constant Current	Yes
1000mA	33-40V
IP Rating	IP20
Safety Class	
Dimmable	No
Housing Material	Plastic

Illumination Data

Colour Temperature	3000K-4000K-5700K
Lumen Output	3600lm-4000lm-3800lm
Light Efficiency	90lm/W - 100lm/W - 95Lm/W
CRI	80
Illumination Diagram	
UGR	19

Packing Info

Box Weight	2.220kg
Pcs/Carton	4
Barcode	5291889077145
HS Code	9405119090

Warranty

3 years

switch to  
**one light!**

