



06 Downlights Fixed LED>The Rectangular Panels 1200x300mm

50140BR/W/C



30x120 recessed backlit LED panel for T-rail false ceilings. Uniform lighting, ideal for commercial applications.

Complete with 1000mA driver.

Complies with standard EN60598-1 and any other specific standards.



Downloads



Dimensions




Related items



050017



050108





89040L


Physical Specification


Item Group	06 Downlights Fixed LED
Family	The Rectangular Panels 1200x300mm
Order Code	50140BR/W/C
Colour	White
Material	Aluminium + Steel
Shape	Rectangular
Length	1195mm

Width	295mm
Height	30mm
Recessed T-Ceiling	Yes
Depth Required	50mm
Indoor	Yes
Adjustable	No


Electrical Characteristics

Gear	External-Included
Fitting + Driver	
Input Voltage	220-240V
50 Hz	Yes
60 Hz	Yes
Safety Class	
Power(Watts)	40W
IP Rating	IP20
Light Source	LED built in
Dimmable	No
F Mark	

Fitting	
Input Type	Constant Current
Input Current	1000mA
Voltage	38V
Safety Class	
Power(Watts)	38W
IP Rating	IP20
Light Source	LED built in
LED Type	SMD 2835

LED Brand	Sanan
Gear	
Gear Type	Led Driver
Input Voltage	220-240V
50 Hz	Yes
60 Hz	Yes
Power(Watts)	33-40W
Power Factor	0,9
Constant Current	Yes
1000mA	33-40V
IP Rating	IP20
Safety Class	
Dimmable	No
Housing Material	Plastic

Illumination Data

Colour Temperature	4000K
Lumen Output	4000lm
Light Efficiency	100lm/W
CRI	80
Illumination Diagram	

Packing Info

Box Weight	2.070kg
Pcs/Carton	4
Barcode	5291889077152
HS Code	9405119090

Certification & Warranty

Warranty

3 years

Weee Directive

Yes

switch to
one light!

one
LIGHT

