

06 Downlights Fixed LED>The Rectangular Panels 1200x300mm

## 50140BRU/W/V



30x120 adjustable CCT recessed backlit LED panel with microprismatic diffuser for T-rail false ceilings.

Uniform lighting, ideal for commercial applications.

Complete with 1000mA driver.

Complies with standard EN60598-1 and any other specific standards.



### Downloads



### Dimensions




### Related items



050017



050108





89040L


### Physical Specification

Item Group	06 Downlights Fixed LED
Family	The Rectangular Panels 1200x300mm
Order Code	50140BRU/W/V
Colour	White
Material	Aluminium + Steel
Shape	Rectangular
Length	1195mm

Width	295mm
Height	30mm
Recessed T-Ceiling	Yes
Depth Required	50mm
Indoor	Yes
Adjustable	No

## Electrical Characteristics

Gear	External-Included
Fitting + Driver	
Input Voltage	220-240V
50 Hz	Yes
60 Hz	Yes
Safety Class	
Power(Watts)	40W
IP Rating	IP20
Light Source	LED built in
Dimmable	No
F Mark	

Fitting	
Input Type	Constant Current
Input Current	1000mA
Voltage	38V
Safety Class	
Power(Watts)	38W
IP Rating	IP20
Light Source	LED built in
LED Type	SMD 2835
LED Brand	Sanan

F Mark



Gear

Gear Type

Led Driver

Input Voltage

220-240V

50 Hz

Yes

60 Hz

Yes

Power(Watts)

33-40W

Power Factor

0,9

Constant Current

Yes

1000mA

33-40V

IP Rating

IP20

Safety Class



Dimmable

No

Housing Material

Plastic

Brand

ONE

Illumination Data

Colour Temperature

3000K-4000K-5700K

Lumen Output

3600lm-4000lm-3800lm

Light Efficiency

90lm/W - 100lm/W - 95Lm/W

CRI

80

Illumination Diagram



UGR

19

Packing Info

Box Weight

2.300kg

Pcs/Carton

4

Barcode

5291889077169

HS Code

9405119090

Warranty

3 years

Weee Directive

Yes

switch to  
**one light!**

one  
LIGHT

