



06 Downlights Fixed LED>Floating Square Panels Range Adjustable Cut Out Hole

50120CE/C



20W Downlight LED, IP20.

Complete with 700mA driver.

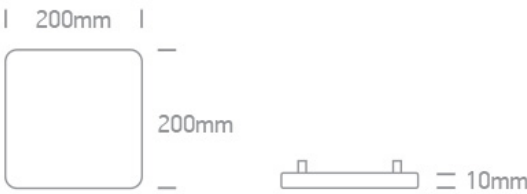
Complies with standard EN60598-1 and any other specific standards.



Downloads



Dimensions



Gallery






Physical Specification


Item Group	06 Downlights Fixed LED
Family	Floating Square Panels Range Adjustable Cut Out Hole
Order Code	50120CE/C
Colour	White
Material	Aluminium
Diffuser Material	PC
Shape	Rectangular

Length	200mm
Width	200mm
Height	10mm
Cutout Hole Diameter	70mm-180mm
Recessed Ceiling	Yes
Depth Required	50mm
Indoor	Yes
Adjustable	No


Electrical Characteristics

Gear	External-Included
Fitting + Driver	
Input Voltage	220-240V
50 Hz	Yes
60 Hz	Yes
Safety Class	
Power(Watts)	20W
IP Rating	IP20
Light Source	LED built in
Dimmable	No
F Mark	

Fitting	
Input Type	Constant Current
Input Current	700mA
Voltage	22,5V
Safety Class	
Power(Watts)	15,75W
IP Rating	IP20
Light Source	LED built in

LED Type	SMD 4014
LED Brand	Zhaochi
Gear	
Gear Type	Led Driver
Input Voltage	220-240V
50 Hz	Yes
60 Hz	Yes
Power(Watts)	12,6-21W
Power Factor	0,9
Constant Current	Yes
700mA	18-30V
IP Rating	IP20
Safety Class	
Dimmable	No
Housing Material	Plastic
Output Terminal	Cable
Brand	Eaglerise

Illumination Data

Colour Temperature	4000K
Lumen Output	2300lm
Light Efficiency	115lm/W
CRI	80
Illumination Diagram	

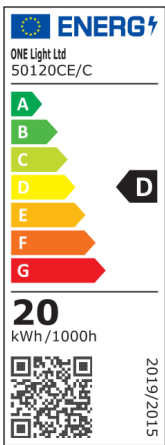
Packing Info

Box Weight	0.492kg
Pcs/Carton	40
Barcode	5291889073970

HS Code

9405413990

Energy Label



Energy Class

D

Energy Consumption

20kWh/1000h

Certification & Warranty

Warranty

2 years

switch to
one light!

