


06 Downlights Fixed LED>Floating Square Panels Range Adjustable Cut Out Hole

50110CE/W



10W Downlight LED, IP20.

Complete with 250mA driver.

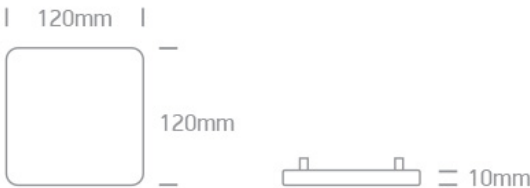
Complies with standard EN60598-1 and any other specific standards.



Downloads



Dimensions





Gallery





Physical Specification	
Item Group	06 Downlights Fixed LED
Family	Floating Square Panels Range Adjustable Cut Out Hole
Order Code	50110CE/W
Material	Aluminium
Diffuser Material	PC
Shape	Rectangular
Length	120mm

Width	120mm
Height	10mm
Cutout Hole Diameter	50mm-100mm
Recessed Ceiling	Yes
Depth Required	50mm
Indoor	Yes
Adjustable	No


Electrical Characteristics

Gear	External-Included
Fitting + Driver	
Input Voltage	220-240V
50 Hz	Yes
60 Hz	Yes
Safety Class	
Power(Watts)	10W
IP Rating	IP20
Light Source	LED built in
Dimmable	No
F Mark	

Fitting	
Input Type	Constant Current
Input Current	250mA
Voltage	30,7V
Safety Class	
Power(Watts)	7.675W
IP Rating	IP20
Light Source	LED built in
LED Type	SMD 4014

LED Brand	Zhaochi
Gear	
Gear Type	Led Driver
Input Voltage	220-240V
50 Hz	Yes
60 Hz	Yes
Power(Watts)	6,75-12W
Power Factor	0,85
Constant Current	Yes
250mA	27-48V
IP Rating	IP20
Safety Class	
Dimmable	No
Housing Material	Plastic
Output Terminal	Cable
Brand	Eaglerise

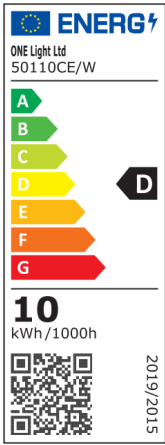
Illumination Data

Colour Temperature	3000K
Lumen Output	1150lm
Light Efficiency	115lm/W
CRI	80
Illumination Diagram	

Packing Info

Box Weight	0.227kg
Pcs/Carton	40
Barcode	5291889073949
HS Code	9405413990

Energy Label



Energy Class	D
Energy Consumption	10kWh/1000h

Certification & Warranty

Warranty	2 years
----------	---------

switch to
one light!

