

21 Industrial & Floodlights>The IP66 Industrial LED Range

## 38130LB/C



30W industrial linear light, IP66.

Complete with non-dimmable LED driver.

Supplied with 3 fixing clips.


Complies with standard EN60598-1 and any other specific standards.



### Downloads



### Dimensions



### Gallery





### Physical Specification

|            |                               |
|------------|-------------------------------|
| Item Group | 21 Industrial & Floodlights   |
| Family     | The IP66 Industrial LED Range |
| Order Code | 38130LB/C                     |
| Material   | PC                            |
| Shape      | Rectangular                   |
| Length     | 1210mm                        |
| Width      | 62mm                          |

|                 |      |
|-----------------|------|
| Height          | 58mm |
| Surface Ceiling | Yes  |
| Surface Wall    | Yes  |
| Outdoor         | Yes  |
| IK Rating       | 8    |

## Electrical Characteristics

|                  |   |
|------------------|---|
| Gear             | Built In  |
| Fitting + Driver |   |
| Input Voltage    | 220-240V  |
| 50 Hz            | Yes   |
| 60 Hz            | Yes   |
| Safety Class     |  |
| Power(Watts)     | 30W   |
| IP Rating        | IP66  |
| Light Source     | LED built in  |
| Dimmable         | No  |
| F Mark           |  |

|              |                  |
|--------------|------------------|
| Fitting      |                  |
| Input Type   | Constant Current |
| Power(Watts) | 30W              |
| IP Rating    | IP20             |
| Light Source | LED built in     |
| LED Type     | SMD 2835         |
| LED Brand    | Sanan            |

|               |            |
|---------------|------------|
| Gear          |            |
| Gear Type     | Led Driver |
| Input Voltage | 220-240V   |

|                  |
|------------------|
| 50 Hz            |
| 60 Hz            |
| Power(Watts)     |
| Constant Current |
| Output           |
| Voltage Range    |
| IP Rating        |
| Safety Class     |
| Dimmable         |

|   |
|---|
| Yes   |
| Yes   |
| 30W   |
| Yes   |
| 230mA   |
| 91-130V   |
| IP20  |
|  |
| No  |

### Illumination Data

|                      |
|----------------------|
| Colour Temperature   |
| Lumen Output         |
| Light Efficiency     |
| CRI                  |
| Illumination Diagram |

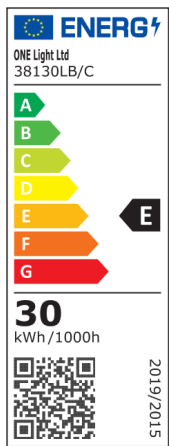
|   |
|---|
| 4000K   |
| 3450lm  |
| 115lm/W   |
| 80  |
|  |

### Packing Info

|            |
|------------|
| Box Weight |
| Pcs/Carton |
| Barcode    |
| HS Code    |

|               |
|---------------|
| 0.925kg       |
| 12            |
| 5291889074359 |
| 9405114090    |

### Energy Label



Energy Class

E

Energy Consumption

30KWh/1000h

Certification & Warranty

Warranty

2 years

switch to  
**one light!**

one  
LIGHT

