



13 Wall & Ceiling LED>The PRO Cylinders Range

12115F/W/W



15W COB LED cylinder.

Complete with 350mA driver.

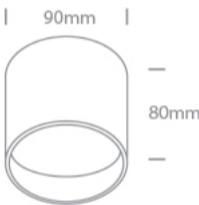
Complies with standard EN60598-1 and any other specific standards.



Downloads



Dimensions



Accessories



0750A/15




0750A/24

Physical Specification

Item Group	13 Wall & Ceiling LED
Family	The PRO Cylinders Range
Order Code	12115F/W/W
Colour	White
Material	Die Cast
Shape	Circular

Height	80mm
Diameter	90mm
Surface Ceiling	Yes
Indoor	Yes
Adjustable	No


Electrical Characteristics

Gear	Built In
Fitting + Driver	
Input Voltage	220-240V
50 Hz	Yes
60 Hz	Yes
Safety Class	
Power(Watts)	15W
IP Rating	IP20
Light Source	LED built in
Dimmable	No

Fitting	
Input Type	Constant Current
Input Current	350mA
Voltage	38V
Power(Watts)	13,3W
IP Rating	IP20
Light Source	LED built in
LED Type	COB
LED Brand	Bridgelux
LED Number	1

Gear

Gear Type
Input Voltage
50 Hz
60 Hz
Power(Watts)
Power Factor
Constant Current
350mA
IP Rating
Safety Class
Dimmable
Housing Material
Output Terminal
Brand

Led Driver
220-240V
Yes
Yes
10,5-14,7W
0,9
Yes
30-42V
IP20

No
Plastic
Connector
KEGU

Illumination Data

Colour Temperature
Lumen Output
Light Efficiency
CRI
Beam Angle
Illumination Diagram
Dark Light

3000K
1800lm
120lm/W
90
38°

Yes

Packing Info

Box Weight
Pcs/Carton
Barcode
HS Code

0.440kg
20
5291889076568
9405413990

Warranty

5 years

switch to
one light!

