




06 Downlights Fixed LED>The SMD Dark Light Range

10122D/B/C



22W Dark Light LED Downlight .

Supplied with 500mA non-dimmable LED driver.

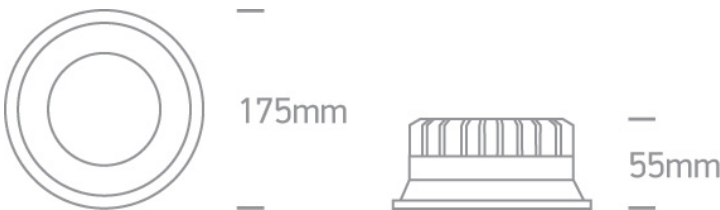
Complies with standard EN60598-1 and any other specific standards.



Downloads



Dimensions






Physical Specification

Item Group	06 Downlights Fixed LED
Family	The SMD Dark Light Range
Order Code	10122D/B/C
Colour	Black
Material	Die Cast
Shape	Circular
Height	55mm
Diameter	175mm
Cutout Hole Diameter	165mm
Recessed Ceiling	Yes
Depth Required	75mm
Indoor	Yes

Adjustable	No
------------	----


Electrical Characteristics

Gear	External-Included
Fitting + Driver	
Input Voltage	220-240V
50 Hz	Yes
60 Hz	Yes
Safety Class	
Power(Watts)	22W
IP Rating	IP20
Light Source	LED built in
Dimmable	No
F Mark	

Fitting	
Input Type	Constant Current
Input Current	500mA
Voltage	40V
Safety Class	
Power(Watts)	20W
IP Rating	IP20
Light Source	LED built in
LED Type	SMD 2835
LED Brand	Sanan

Gear	
Gear Type	Led Driver
Input Voltage	220-240V
50 Hz	Yes

60 Hz
Power(Watts)
Power Factor
Constant Current
500mA
IP Rating
Safety Class
Dimmable
Ambient Temp
Housing Material
Brand

Yes
12,5-20W
0,9
Yes
25-40V
IP20

No
-30? ~ +50?
Plastic
Lifud

Illumination Data

Colour Temperature
Lumen Output
Light Efficiency
CRI
Beam Angle
Illumination Diagram
Dark Light

4000K
1870lm
85lm/W
80
100°

Yes

Packing Info

Box Length
Box Width
Box Height
Box Weight
Pcs/Carton
Barcode
HS Code

20cm
7cm
18cm
0.630kg
20
5291889060710
9405413990

Warranty

2 years

switch to
one light!

