

06 Downlights Fixed LED>Floating Panels Range Adjustable Cut Out Hole

10120CE/W



20W Downlight LED, IP20

Complete with 700mA driver.

Complies with standard EN60598-1 and any other specific standards.



Downloads



Dimensions



Gallery






Physical Specification


Item Group	06 Downlights Fixed LED
Family	Floating Panels Range Adjustable Cut Out Hole
Order Code	10120CE/W
Colour	White
Material	Aluminium
Diffuser Material	PC
Shape	Circular

Height	10mm
Diameter	200mm
Cutout Hole Diameter	70mm-180mm
Recessed Ceiling	Yes
Depth Required	40mm
Indoor	Yes
Adjustable	No


Electrical Characteristics

Gear	External-Included
Fitting + Driver	
Input Voltage	220-240V
50 Hz	Yes
60 Hz	Yes
Safety Class	
Power(Watts)	20W
IP Rating	IP20
Light Source	LED built in
Dimmable	No
F Mark	

Fitting	
Input Type	Constant Current
Input Current	700mA
Voltage	28V
Safety Class	
Power(Watts)	19,6W
IP Rating	IP20
Light Source	LED built in
LED Type	SMD 4014

LED Brand	Zhaochi
Gear	
Gear Type	Led Driver
Input Voltage	220-240V
50 Hz	Yes
60 Hz	Yes
Power(Watts)	12,6-21W
Power Factor	0,9
Constant Current	Yes
700mA	18-30V
IP Rating	IP20
Safety Class	
Dimmable	No
Housing Material	Plastic
Output Terminal	Cable
Brand	Eaglerise

Illumination Data

Colour Temperature	3000K
Lumen Output	2300lm
Light Efficiency	115lm/W
CRI	80
Illumination Diagram	

Packing Info

Box Weight	0.430kg
Pcs/Carton	40
Barcode	5291889066354
HS Code	9405413990

Warranty

2 Years

Weee Directive

Yes

switch to
one light!

one
LIGHT

