



06 Downlights Fixed LED>Architectural Downlights Die cast

10112/G/D



9W LED architectural downlight, IP20.

Complete with LED driver.

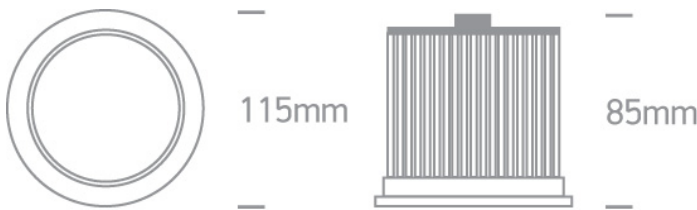
Complies with standard EN60598-1 and any other specific standards.



Downloads



Dimensions



Gallery





Physical Specification

Item Group	06 Downlights Fixed LED
Family	Architectural Downlights Die cast
Order Code	10112/G/D
Colour	Grey
Material	Die Cast
Diffuser Material	Acrylic
Shape	Circular

Height	85mm
Diameter	115mm
Cutout Hole Diameter	89mm
Recessed Ceiling	Yes
Depth Required	110mm
Indoor	Yes
Adjustable	No


Electrical Characteristics

Gear	External-Included
Fitting + Driver	
Input Voltage	220-240V
50 Hz	Yes
60 Hz	Yes
Safety Class	
Power(Watts)	9W
IP Rating	IP20
Light Source	LED built in
Dimmable	No
F Mark	

Fitting	
Input Type	Constant Current
Power(Watts)	9W
IP Rating	IP20
Light Source	LED built in

Gear	
Gear Type	Led Driver
Input Voltage	220-240V

50 Hz
60 Hz
IP Rating
Safety Class
Dimmable
Housing Material
Brand

Yes
Yes
IP20

No
Plastic
One Light

Illumination Data

Colour Temperature
Lumen Output
Light Efficiency
CRI
Beam Angle
Illumination Diagram

6000K
400lm
44,44lm/W
80
90°


Packing Info

Box Length
Box Width
Box Height
Box Weight
Pcs/Carton
Barcode
HS Code

17cm
11,5cm
11,5cm
0.750kg
10
5291889026952
9405413990

Certification & Warranty

switch to
one light!

