

06 Downlights Fixed LED>The Outdoor/Bathroom IP65 Range Die cast

10110G/W/W



10W LED recessed downlight, IP65. Suitable for Indoor/Outdoor installation..

Complete with 250mA driver.

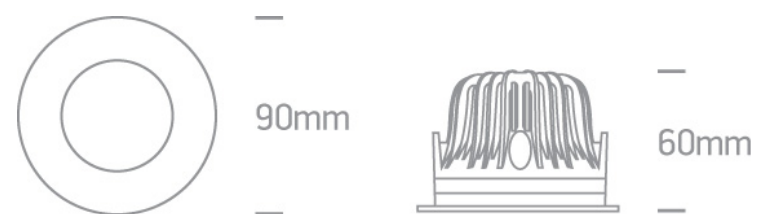
Complies with standard EN60598-1 and any other specific standards.



Downloads



Dimensions



Gallery






Physical Specification

Item Group	06 Downlights Fixed LED
Family	The Outdoor/Bathroom IP65 Range Die cast
Order Code	10110G/W/W
Colour	White
Material	Die Cast
Shape	Circular
Height	60mm


Diameter	90mm
Cutout Hole Diameter	82mm
Recessed Ceiling	Yes
Depth Required	90mm
Indoor	Yes
Outdoor	Yes
Adjustable	No

Electrical Characteristics

Gear	External-Included
Fitting + Driver	
Input Voltage	220-240V
50 Hz	Yes
60 Hz	Yes
Safety Class	
Power(Watts)	10W
IP Rating	IP65
Light Source	LED built in
Dimmable	No
Cable Length	200cm
F Mark	


Fitting	
Input Type	Constant Current
Input Current	250mA
Voltage	37V
Safety Class	
Power(Watts)	9,25W
IP Rating	IP65
Light Source	LED built in

LED Type
LED Brand
F Mark

COB
Cree


Gear

Gear Type
Input Voltage
50 Hz
60 Hz
Power(Watts)
Power Factor
Constant Current
250mA
IP Rating
Safety Class
Dimmable
Housing Material
Output Terminal
Brand

Led Driver
220-240V
Yes
Yes
7-11W
0,9
Yes
27-42V
IP20

No
Plastic
Cable
Kegu

Illumination Data

Colour Temperature
Lumen Output
Light Efficiency
CRI
Beam Angle
Illumination Diagram

3000K
750lm
75lm/W
80
60°


Packing Info

Box Length

11,5cm

Box Width	11,5cm
Box Height	7,5cm
Box Weight	0,370kg
Pcs/Carton	30
Barcode	5291889051855
HS Code	9405409900

Certification & Warranty

Warranty	3 Years
Weee Directive	Yes

switch to
one light!

one
LIGHT

