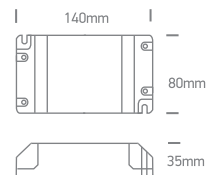


# INSTALLATION MANUAL

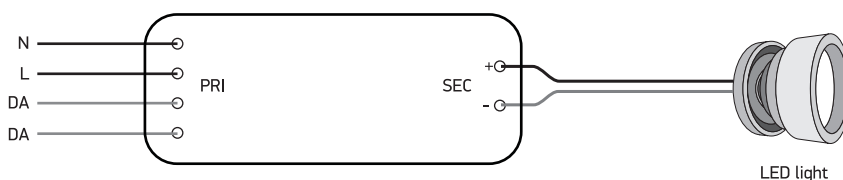
## 89200VL



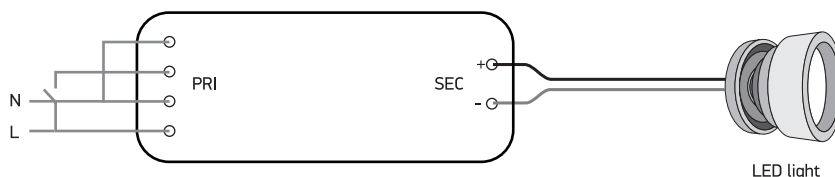
one  
LIGHT

230V | 50/60Hz | IP20 | 24V DC | 20-200W

### DALI Dimming wiring diagram



### Push to DIM wiring diagram



### Push dimming operation

Short Press (0,1-1s) - Turn On or Off.  
Drivers will remember the state they were in when powered off.

Long press (1,5-10s) - dimming down or up.

Synchronization - Long press for more than 15 seconds to synchronize multiple drivers at 50% output.

### Warnings:

1. Make sure that the product is installed properly before connecting to electricity.
2. Do not cover the fitting.
3. Maintenance and installation should only be carried out by a professional electrician.

[www.1-light.eu](http://www.1-light.eu)