

INSTALLATION MANUAL

62006C/./V

LED
BUILT IN



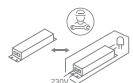
500mm




25mm

230V | SMD LED | CCT V | 40W | IP20 | ABS Body
Complete with driver.

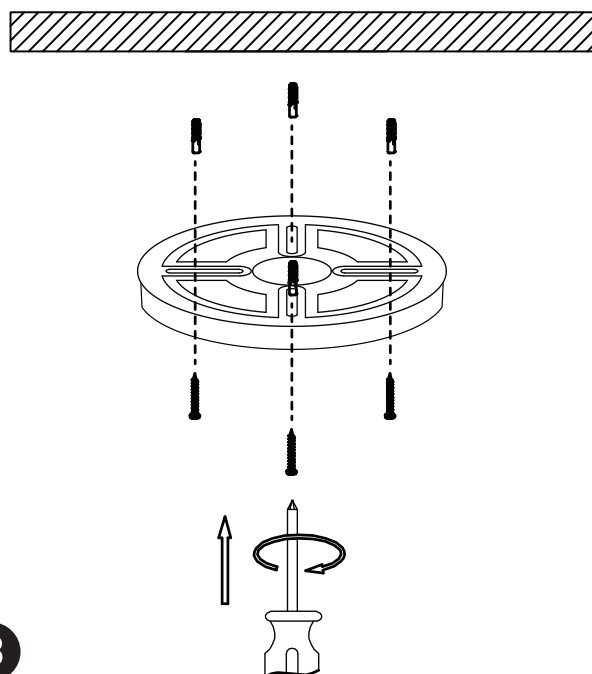
90
CRI



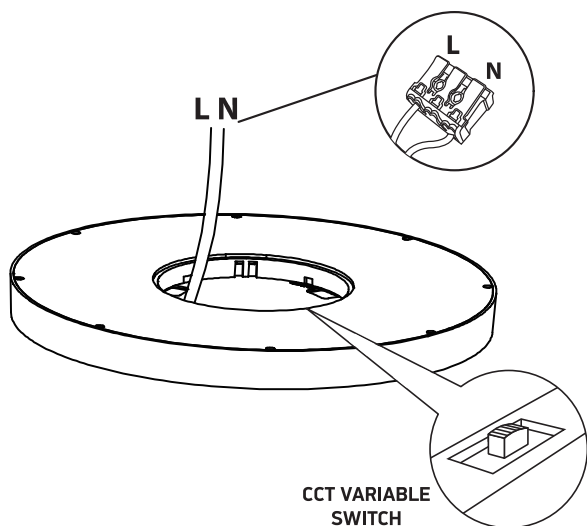
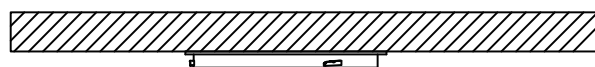
one
LIGHT



A



B



CCT VARIABLE
SWITCH

C



D

Warnings:

1. Fix the base on the ceiling.
2. Make sure that the product is installed properly before connecting to electricity.
3. Connect the AC power cable to the driver's cable as shown in the above diagram.
4. Do not cover the fitting.
5. Maintenance and installation should only be carried out by a professional electrician.

www.1-light.eu