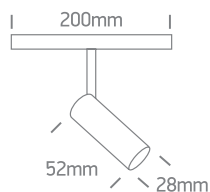


INSTALLATION MANUAL

42122A/..V

LED
BUILT IN

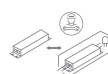


5W | LED | CCT V | 48V | IP20 | Aluminium

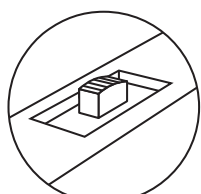
90
CRI

P&P
✓

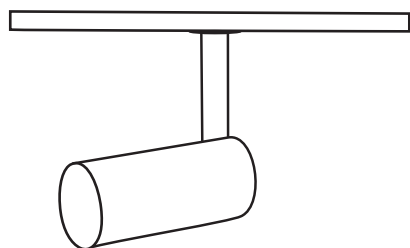
MINI
✓



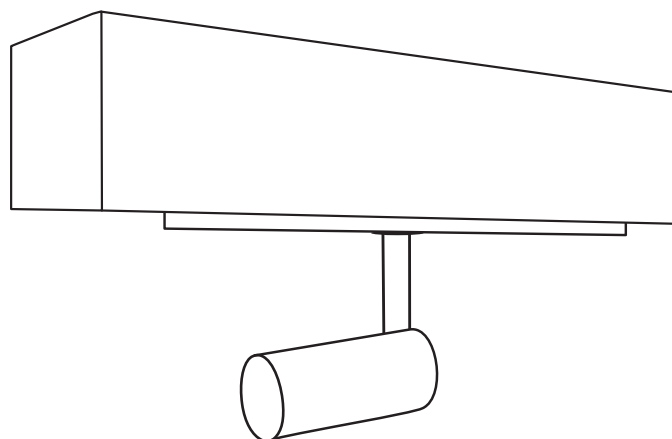
1



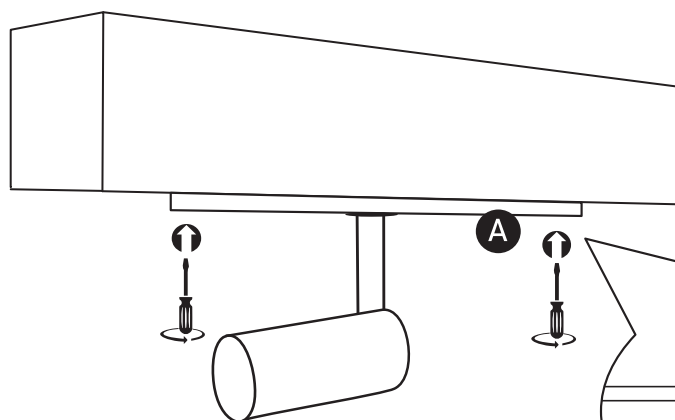
CCT VARIABLE
SWITCH



2

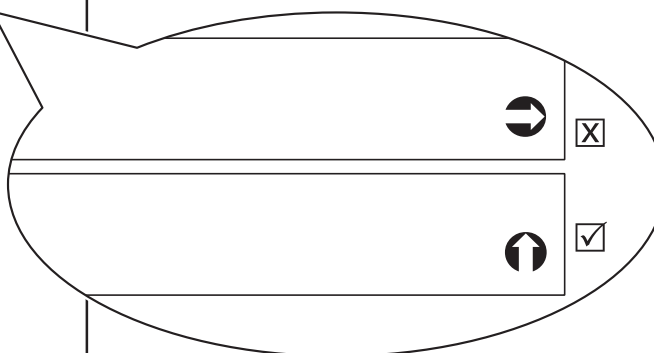


3



A

Rotate tab **A** clockwise 90° to lock the fitting into the profile.



Warnings:

1. Make sure that the product is installed properly before connecting to electricity.
2. Do not cover the fitting.
3. Maintenance and installation should only be carried out by a professional electrician.

www.1-light.eu