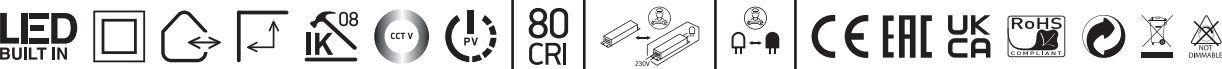


INSTALLATION MANUAL

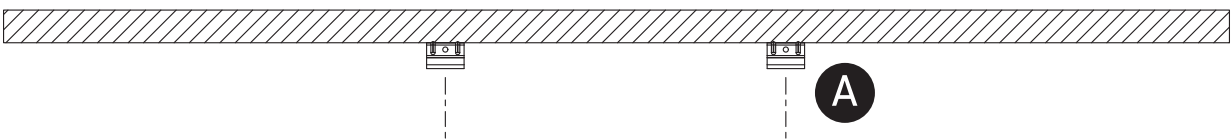
38120N/V



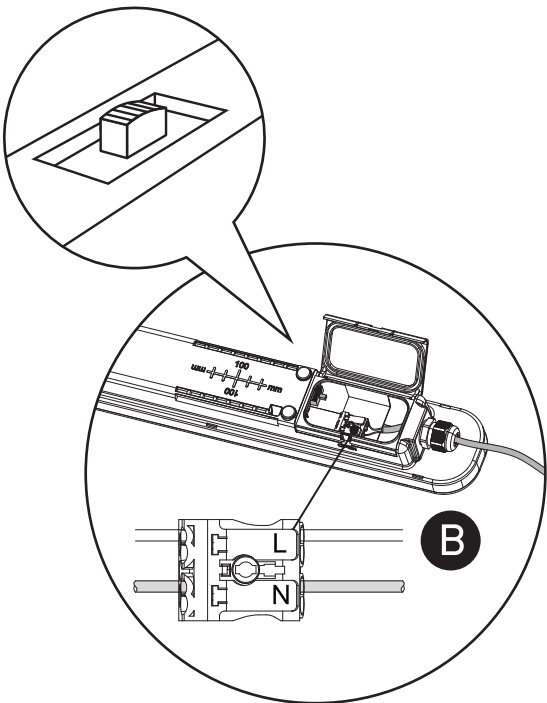
230V | SMD LED | CCT V | 18W PV | IP65 | PC
Complete with PV driver / Stainless steel clips.



one
LIGHT

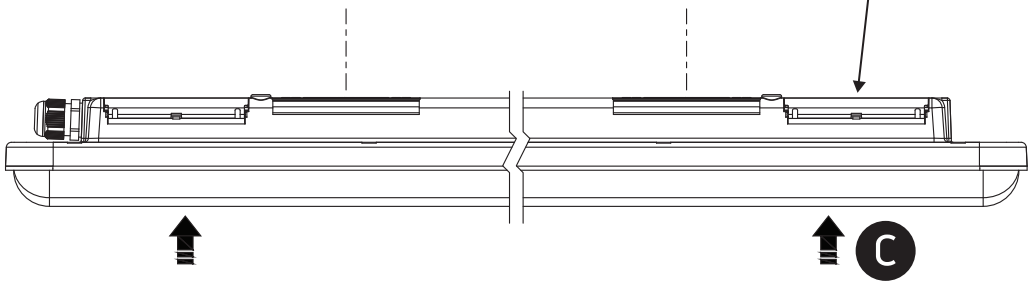


CCT VARIABLE
SWITCH



Power Selection (On Driver)

	1	2
ON	10W 200mA	○ ○
↑	13W 250mA	○ ●
↓	15W 300mA	● ○
○	18W 350mA	● ●



Warnings:

1. Make sure that the product is installed properly before connecting to electricity.
2. Do not cover the fitting.
3. Maintenance and installation should only be carried out by a professional electrician.