

# INSTALLATION MANUAL

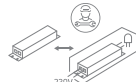
38010A/./V

LED  
BUILT IN



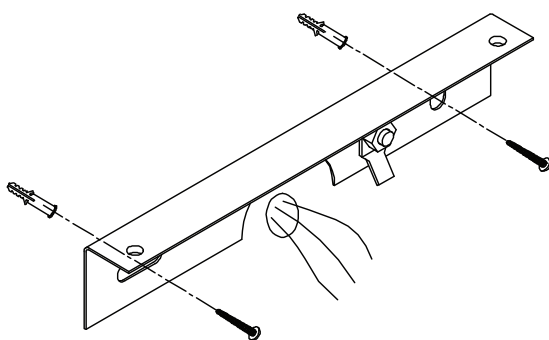
230V | SMD LED | CCT V | 12W | IP20 | Aluminium  
Complete with 300mA driver.

90  
CRI



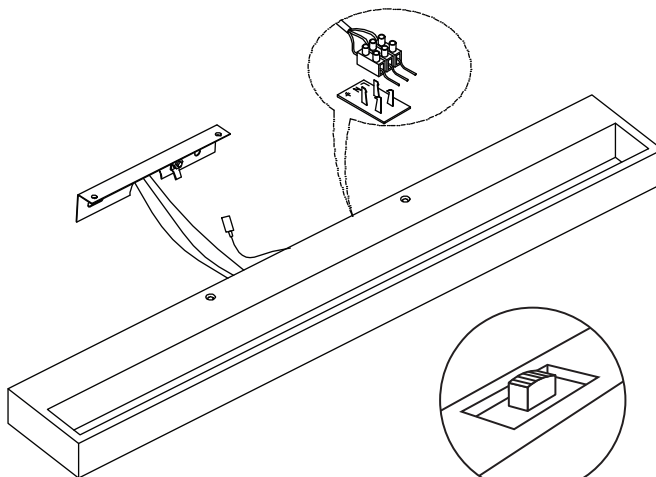
one  
LIGHT

A



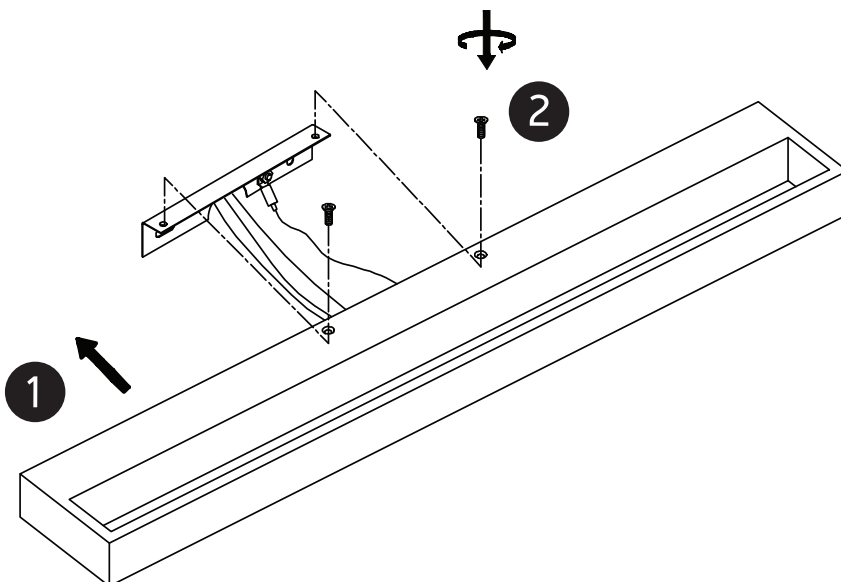
B

220-240V AC



CCT VARIABLE  
SWITCH

C



## Warnings:

1. Make sure that the product is installed properly before connecting to electricity.
2. Do not cover the fitting.
3. Maintenance and installation should only be carried out by a professional electrician.

[www.1-light.eu](http://www.1-light.eu)